



**Step 3**



Walk along Nga Cheung Road for 1 minute and cross the road at the traffic light on the right-hand side

**Step 4**



Continue Walking past the stairs to the footbridge

**Step 5**




Cross the street and turn right. Please be reminded to cross safely at the marked area, looking to both sides before you walk!

**Step 6**



Keep walking along Museum Drive and turn left when you see the entrance of step 7

**Step 7**



Entrance of WKCDA Tower / M+ / Carpark

**Step 8**



Head to the escalators to go up to the podium

**Step 9**



Head straight towards WKCDA Tower (red arrow)

**Step 10**



Enter WKCDA Tower

**Step 11**



Take the lift or escalator and go up to 2/F where there are the concierge and lifts to go up to office floor

**Step 12**




Please register on 2/F concierge desk.

**By Taxi**

Please have the taxi to go in the entrance described in **Step 7** above. And then follow **Step 8** to **Step 12**.

**By Car**

**Step 1**



Entrance of WKCDA Tower / M+ / Carpark

**Step 2**




Go all the way in and you will see the car park vehicles entry/exit gate

**Step 3**



After parking, find the entrance as below photo and take the lift to 2/F

**Step 4**



Please register on 2/F concierge desk.